

DS-XS06-P **10/100M PoE Switch**



DS-XS06-P provides four 10/100 Mbps PoE RJ45 ports and two 10/100 Mbps RJ45 ports, with up to 30 W output power for a single port and up to 35 W PoE output power for the whole device. Capable of intelligently identifying powered devices, DS-XS06-P is plug-and-play, and simple in use. Supporting long-range transmission and high-priority ports, the device is an ideal choice for setting up cost-effective PoE networks in hotels, campuses, factory dormitories, as well as small- and medium-sized enterprises.

- 4 × 10/100 Mbps PoE RJ45 port and 2 × 10/100 Mbps RJ45 port
- Whole-device PoE power of 35 W
- Long-range transmission supported
- High-priority ports supported

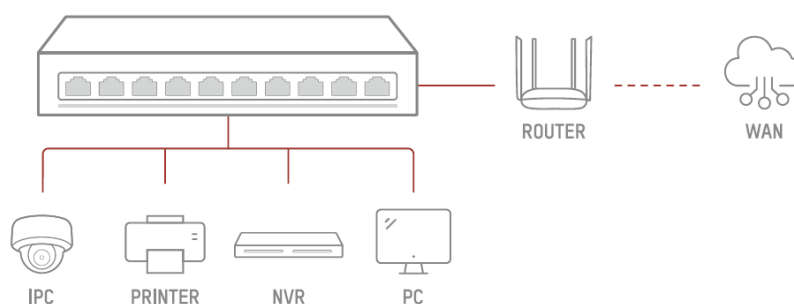
▪ Specification

General	
Shell	Metal material
Net Weight	0.54 kg (1.19 lb)
Gross Weight	0.58 kg (1.28 lb)
Dimensions (W × H × D)	175.0 mm × 44.0 mm × 124.0 mm (6.89" × 1.73" × 4.88")
Operating Temperature	0 °C to 40 °C (32 °F to 104 °F)
Storage Temperature	−40 °C to 85 °C (−40 °F to 185 °F)
Operating Humidity	5% to 95% (no condensation)
Relative Humidity	5% to 95% (no condensation)
Power Supply	220 V AC, 50 Hz, 0.8 A
Max. Power Consumption	35 W
Power Consumption in Idle	2.0 W
Installation Mode	Desk-Mounted, Wall-Mounted
Surge Protection	2 kV
Network Parameters	
Ports	4 × 10/100 Mbps PoE port, 2 × 10/100 Mbps RJ45 port
MAC Address Table	2 K
Switching Capacity	1.2 Gbps
Packet Forwarding Rate	0.89 Mpps
Internal Cache	0.77 Mbits
PoE Power Supply	
PoE Port	PoE: Ports 1 to 4
Max. Port Power	30 W
PoE Power Budget	35 W
Dialing Function	
Long Range	Ports 1 to 4: up to 300 m. Long range performance may vary depend on camera model or cable condition.
Approval	
EMC	CE-EMC (EN 55032: 2015+A11: 2020, EN IEC 61000-3-2: 2019, EN 61000-3-3: 2013+A1: 2019, EN 50130-4: 2011+A1: 2014, EN 55035: 2017+A11: 2020)
Safety	CB (AMD1:2009, AMD2:2013, IEC 62368-1: 2014 (Second Edition), CE-LVD (EN 62368-1: 2014+A11: 2017)
Chemistry	CE-RoHS (2011/65/EU); WEEE (2012/19/EU); Reach (Regulation (EC) No 1907/2018)

▪ Available Model

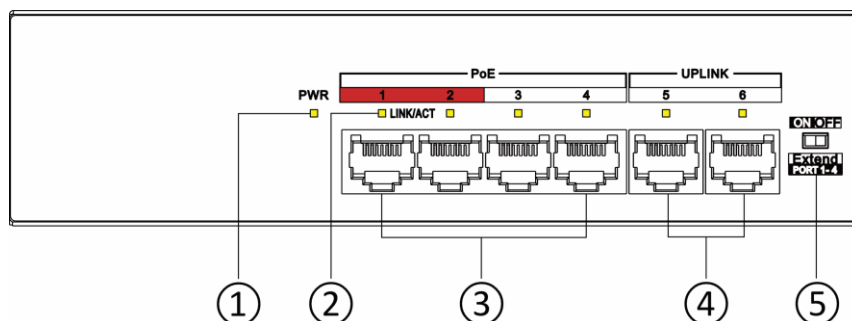
DS-XS06-P

▪ Typical Application

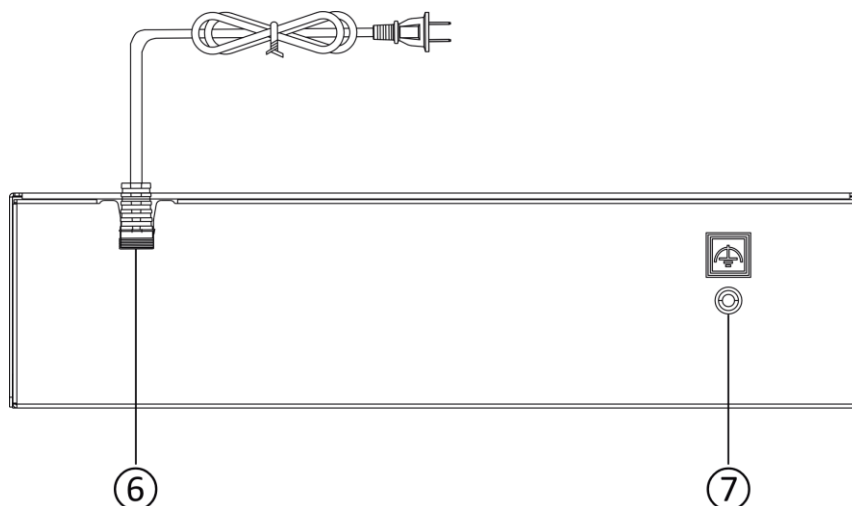


▪ Physical Interface

Front Panel



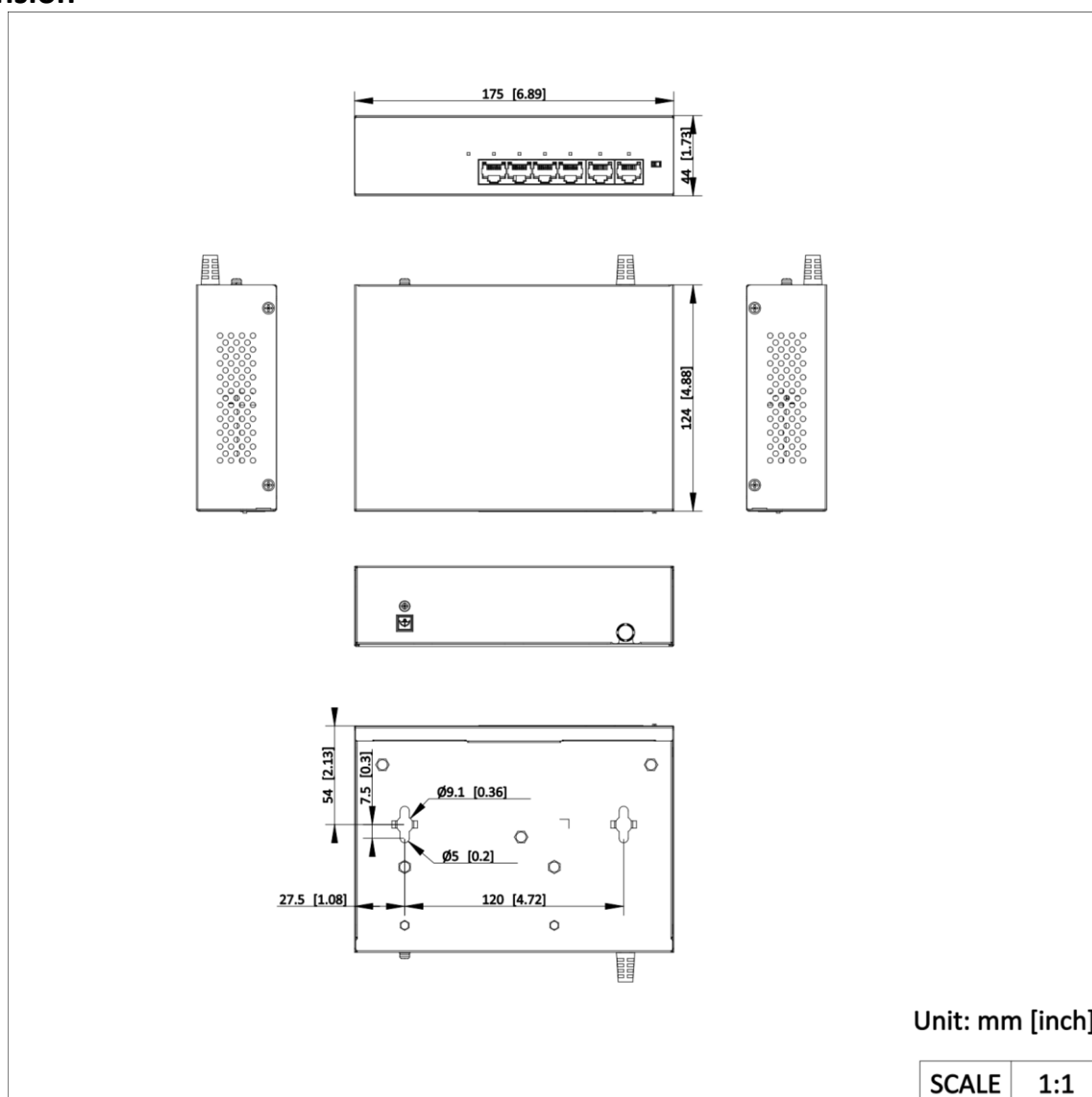
Rear Panel



No.	Indicator/Port	Description
①	PWR Indicator	<ul style="list-style-type: none"> ● Solid on: The switch is powered on normally. ● Unlit: No power supply is connected or power supply is abnormal.
②	LINK/ACT Indicator	<ul style="list-style-type: none"> ● Solid on: The port is connected. ● Flashing: The port is transmitting data. ● Unlit: The port is disconnected or connection is abnormal.
③	10/100 Mbps PoE RJ45 Port	Used for connection to a powered device (PD) via a network cable.
④	10/100 Mbps RJ45 Port	Used for connection to another device via a network cable.
⑤	EXTEND DIP Switch	Enable or disable long-range transmission (EXTEND mode). <ul style="list-style-type: none"> ● When the DIP switch is set to "ON", the corresponding ports support up to

		<p>300-meter network transmission at a port rate of 10 Mbps.</p> <ul style="list-style-type: none"> ● When the DIP switch is set to “OFF”, the corresponding ports support up to 100-meter network transmission at a port rate of 100 Mbps.
⑥	Undetachable power cord	Use the undetachable power cord to connect the switch to a power socket. (The integrated design of device body and power cord makes power supply more stable.)
⑦	Grounding Terminal	Used for connection to a grounding cable to protect the switch from lightning.

Dimension



Headquarters

No.555 Qianmo Road, Binjiang District,
Hangzhou 310051, China
T +86-571-8807-5998
www.hikvision.com

Follow us on social media to get the latest product and solution information.



Hikvision



HikvisionHQ



HikvisionHQ



Hikvision_Global



Hikvision
Corporate Channel



hikvisionhq

